

Control Buttons Series 8082

www.stahl.de



03131E00

- > Contact element with
 - 1 NO contact
 - 1 NC contact, positive opening
- > Contact material silver-nickel or gold-plated
- > 9 different actuators
 - Pushbutton
 - Mushroom pushbutton
 - Selector switch
 - Rotary actuator
 - Key-operated switch
 - Key-operated button
 - Mushroom stay-put button (key lock, key release)
 - Mushroom stay-put button
 - Twin pushbutton
- > Suitable for safety-relevant applications up to SIL 2 and SIL 3 according to IEC / EN 61508



E4

The control buttons of Series 8082 offered by R. STAHL are a space-saving solution for a wide range of applications. The contact elements can be easily combined to give contact blocks. Using an actuator of Series 8602, up to three, and using a twin pushbutton, up to four contact elements can be actuated. A total of nine different actuators are available. The connection type offered includes designs with screw terminal or spring-cage terminal. The "latching/spring return" and/or "key not removable" functions can be coded at the already installed actuators and key-operated switches on site.



		ATEX / IECEx							NEC 505 Class I							NEC 506 Class I							
		0	1	2	20	21	22	Zone		0	1	2	20	21	22	Division		1	2	1	2	1	2
Installation in		x	x					Installation in		x	x					Installation in	x		x				

WebCode 8082A

Control Buttons

Series 8082

Selection Table

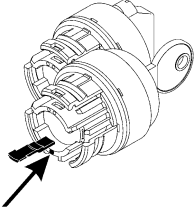
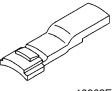
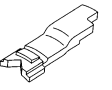
Version	Type of terminals	Contacts	Contact material	Order number	Weight kg
 <p>03132E00 Contact element with screw terminal</p>	Screw terminals	1 NC contact	Silver-nickel	8082/1-1-00	0.025
			gold-plated	8082/1-1-10	0.025
		1 NO contact	Silver-nickel	8082/1-2-00	0.030
			gold-plated	8082/1-2-10	0.025
 <p>05750E00 Contact element with spring-cage terminal</p>	Spring-cage terminals	1 NC contact	Silver-nickel	8082/2-1-00	0.025
			gold-plated	8082/2-1-10	0.025
		1 NO contact	Silver-nickel	8082/2-2-00	0.025
			gold-plated	8082/2-2-10	0.025
Note	<p>All actuators of series 8602 can be equipped with up to 2 contact elements. The actuators of series 8602 assembly codes 001, 002, 003, 005, 006, 009, 010, 012, 015 and 726 (2 positions) can be equipped with up to 3 contact elements. If the actuator of series 8602 assembly code 023 (twin pushbutton) is built into an enclosure 8146/5 or 8125/5, up to 4 contact elements can be installed.</p>				

Coding of Actuators of Series 8602

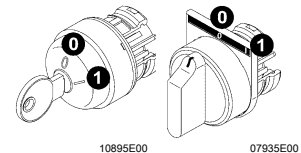
You can change the "latching/spring return" behaviour of the actuators of Series 8602 for control switches and key-operated switches yourself on site.
 For the actuators for key-operated switches, you can also code the "key withdrawable" function on site.
 The "latching or "spring return" and "key withdrawable" functions can be changed at any time according to your own requirements.

Actuators with 2 switching positions

for key-operated switches with 2 switching positions assembly code 008,
 for rotary actuator with 2 switching positions assembly code 727

Coding element	Switching position I	Switching position 0
	 04542E00	
none	latching key withdrawable	latching key withdrawable; cannot be coded
yellow  10902E00	spring return key not withdrawable	
red  10900E00	latching key not withdrawable	
<p>Note: The code for the unlockable rotary actuator assembly code 726 with 2 switching positions cannot be changed since it has already been coded ex factory as latching or spring return .</p>		

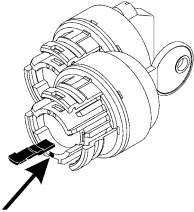
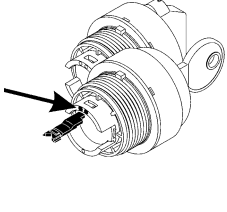
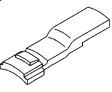
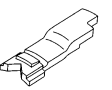
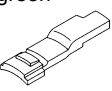
2 switching positions



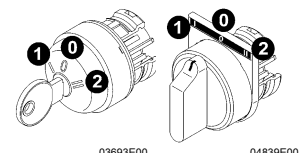
0 = switching position 0
 1 = switching position I

Actuators with 3 switching positions

for key-operated switches with 3 switching positions assembly code 008,
 for rotary actuator with 3 switching positions assembly codes 726, 727

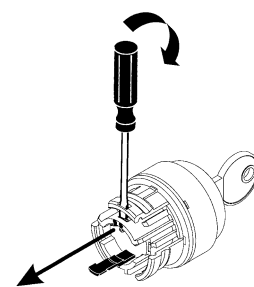
Coding element	Switching position I	Switching position II	Switching position 0
	 04542E00	 10898E00	
none	latching key withdrawable	latching key withdrawable	latching key withdrawable; cannot be coded
yellow  10902E00	spring return key not withdrawable	spring return key not withdrawable	
red  10900E00	--	latching key not withdrawable	
green  10901E00	latching key not withdrawable	--	

3 switching positions



0 = switching position 0
 1 = switching position I
 2 = switching position II

Dismounting of the coding elements







10897E00








Control Buttons

Series 8082

Accessories and Spare Parts


Designation	Figure	Description	Order number	Weight kg	
Actuators		Pushbutton actuator	Assembly code 001	8602A0001-1	0.023
	05733E00	Pushbutton actuator with additional seal for applications with high dust formation or at minus temperatures in connection with humid / moist ambient conditions	Assembly code 002	8602A0002-1-S	0.023
		Mushroom pushbutton actuator mushroom diameter 38 mm	black Assembly code 003	8602A0003-1	0.030
	05538E00				
		Selector switch	black Assembly code 005	8602A0005-1	0.032
	05535E00				
		Rotary actuator small	Assembly code 726		
	05527E00				
		2 switching positions	latching Assembly code 726	8602A0726-1-2-r	0.023
		2 switching positions	spring return Assembly code 726	8602A0726-1-2-t	0.023
		The coding elements for retrofitting to the "spring return" function are contained in the assemblies.			
		Rotary actuator small	padlockable Assembly code 727		
		2 switching positions	Vertical installation (in 8040) Assembly code 727	8602A0727-1-2-r-V	0.028
		2 switching positions	Horizontal installation (in 8146/5) Assembly code 727	8602A0727-1-2-r-H	0.028
	3 switching positions	Vertical installation (in 8040) Assembly code 726	8602A0726-1-3-rr-V	0.028	
	3 switching positions	Vertical installation (in 8040) Assembly code 727	8602A0727-1-3-rr-V	0.028	
	3 switching positions	Horizontal installation (in 8146/5) Assembly code 726	8602A0726-1-3-rr-H	0.028	
	3 switching positions	Horizontal installation (in 8146/5) Assembly code 727	8602A0727-1-3-rr-H	0.028	

Accessories and Spare Parts

Designation	Figure	Description	Order number	Weight kg		
Actuators	 05734E00	Key-operated switch actuator				
		The coding elements for retrofitting to the "spring return" and "key not withdrawable" functions are contained in the assemblies, standard locking MS1, further lockings upon request.				
		MS1 2 switching positions	Vertical installation (in 8040)	Assembly code 008	8602A0008-1- 2-r-V-MS1	0.053
		MS1 2 switching positions	Horizontal installation (in 8146/5)	Assembly code 008	8602A0008-1- 2-r-H-MS1	0.053
		MS1 3 switching positions	Horizontal installation (in 8146/5)	Assembly code 008	8602A0008-1- 3-rr-H-MS1	0.053
		KMS1 2 switching positions	vertical installation (in 8040)	Assembly code 008	8602A0008-1- 2-r-V-KMS1	0.065
		KMS1 2 switching positions	horizontal installation (in 8146/5)	Assembly code 008	8602A0008-1- 2-r-H-KMS1	0.065
		KMS1 3 switching positions	vertical installation (in 8040)	Assembly code 008	8602A0008-1- 3-rr-V-KMS1	0.065
	KMS1 3 switching positions	horizontal insallation (in 8146/5)	Assembly code 008	8602A0008-1- 3-rr-H-KMS1	0.055	
	 05537E00	Actuator for mushroom stay-put button (key lock, key release)	Mushroom diameter ∅ 38 mm, red, with yellow support plate, for EM-STOP function	Assembly code 009	8602A0009-1- MS1	0.066
		Actuator for mushroom stay-put button (key lock, key release)	Mushroom diameter ∅ 38 mm, black	Assembly code 006	8602A0006-1- MS1	0.066
	 05538E00	Actuator for mushroom stay-put button	Mushroom diameter ∅ 38 mm, red, with yellow support pla- te, for EM-STOP function	Assembly code 010	8602A0010-1	0.031
		Actuator for mushroom stay-put button	Mushroom diameter ∅ 38 mm, black	Assembly code 012	8602A0012-1	0.031
	 05533E00	Actuator for mushroom stay-put button	Mushroom diameter ∅ 55 mm, red, with yellow support plate, for EM-STOP function	Assembly code 015	8602A0015-1	0.035
 05534E00	Twin pushbutton		Assembly code 023	8602A0023-1	0.037	
 05647E00	for closing of unused mounting holes ∅ 30.5 mm			8602A0733-1	0.016	
 05734E00	3 switching positions	Vertical installation (in 8040)	Assembly code 008	8602A0008-1- 3-rr-V-MS1	0.043	

Control Buttons

Series 8082

Explosion Protection	
Version	Contact element
Global (IECEX) Gas and mining	IECEX PTB 06.0011U Ex d e IIC Gb Ex de I Mb
Europe (ATEX) Gas and mining	PTB 00 ATEX 1031 U ⊕ II 2 G Ex d e IIC Gb ⊕ I M2 Ex de I Mb
Certifications and certificates Certificates	IECEX, ATEX, Brazil (INMETRO), India (PESO), Canada (CSA, cUL), USA (UL), Belarus (TR)
Explosion Protection	
Version	Actuator
Global (IECEX) Gas and dust	IECEX PTB 13.0047U Ex e IIC Gb Ex tb IIIC Db
Europe (ATEX) Gas and dust	PTB 13 ATEX 1019 U ⊕ II 2 G Ex e IIC Gb ⊕ II 2 D Ex tb IIIC Db
Certifications and certificates Certificates	IECEX, ATEX, Brazil (INMETRO), Canada (CSA, cUL), India (PESO), USA (UL), Belarus (TR)
Technical Data	
Electrical data	
Version	Contact element
Rated operational voltage	max. 550 V
Rated operational current	AC-12: max. 10 A
Switching capacity	AC-15 230 V / 6 A 400 V / 2,5 A DC-1 L/R = 1 ms 60 V / 4 A 110 V / 2,5 A DC-13 110 V / 2,5 A 2 contact elements, connected in series
Life electrical	10 ⁶ switching cycles
Ambient conditions	
Version	Contact element
Ambient temperature at temperature class	T6: -60 ... +40 °C T4: -60 ... +55 °C -60 ... +70 °C on request
Operating temperature range	-60 ... +100 °C
Mechanical data	
Version	Contact element
Enclosure material	Polyamide
Contact material	silver-nickel, gold-plated
Contact arrangement	 Different combinations of contact elements possible NC contacts positive opening for EM-STOP function
Connection cross-section	0.75 ... 2.5 mm ² single-wired / fine-stranded
Life mechanical	10 ⁶ switching cycles

Control Buttons

Series 8082



Technical Data

Mechanical data

Version	Actuator
Type of protection	IP65 acc. to IEC/EN 60529 (others on request)
Material	Polyamide
Impact strength	≥ 7 J
Symbol labels	Polyamide
Seals	
Standard	NBR
Special	Fluorosilicone
Label mount for additional labels	Polyamide, black

Function Actuators



















Pushbutton actuator	Spring return function; interchangeable identification plates
Mushroom pushbutton actuator	Spring return function; not padlockable; black; mushroom diameter \varnothing 38 mm
Mushroom stay-put button actuator	Press to lock, turn right to unlock; mushroom diameter \varnothing 38 mm red or black, or \varnothing 55 mm red, yellow support plate enclosed, can be used for EM-STOP function
Actuator for mushroom stay-put button (key lock, key release)	Press to lock, unlocking only possible via key; mushroom diameter \varnothing 38 mm red or black, yellow support plate enclosed, can be used for EM-STOP function; standard locking MS1
Key-operated switch actuator	Switch function with 2 or 3 latching positions; key removable in all positions; "spring return" and/or "key not removable" functions are codable; standard locking MS1
Key-operated switch actuator	Switch function with 2 or 3 latching positions; key removable in all positions; "spring return" and/or "key not removable" functions are codable; standard locking MS1
Selector switch actuator	Rotary knob with 2 latching positions; interchangeable identification plates
Twin pushbutton actuator	Spring return actuator; 2 pushbuttons in one actuator; interchangeable identification plates
Rotary actuator small	Switch function with 2 or 3 latching positions; black
Closing part	For closing off unused holes in cover \varnothing 30.5 mm

E4

Control Buttons

Series 8082

Accessories and Spare Parts















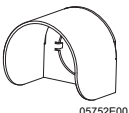
Designation	Figure	Description	Art. no.	Weight kg
Identification plates for pushbuttons and selector switches	 16237E00	blue Blank label without text	155911	0.001
	 16236E00	yellow Blank label without text	155914	0.001
	 16235E00	red Blank label without text	155897	0.001
	 16234E00	green Blank label without text	155901	0.001
	 16233E00	white Blank label without text	155908	0.001
	 05585E00	black Blank label without text	155905	0.001
	 12627E00	black I	155846	0.001
	 09240E00	green I	155689	0.001
	 16232E00	white I	155892	0.001
	 15198E00	black II	155854	0.001
	 05598E00	green II	155706	0.001
	 05596E00	red O	155596	0.001
	 16231E00	black O	155783	0.001
	 05600E00	red ..	155567	0.001
	 05608E00	black Auf	155883	0.001
	 05606E00	black Ab	155886	0.001
	 09256E00	black CLOSE	155878	0.001
	 09259E00	black Zu	155874	0.001

Control Buttons

Series 8082



Accessories and Spare Parts

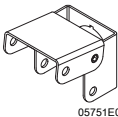
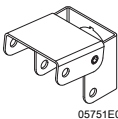
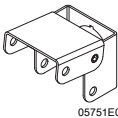
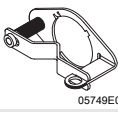

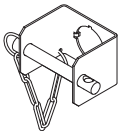




Designation	Figure	Description	Art. no.	Weight kg
Identification plates for pushbuttons and selector switches	 09257E00	black Open	155868	0.001
	 16244E00	black EIN	155862	0.001
	 05579E00	red OFF	155654	0.001
	 09265E00	red Aus	155634	0.001
	 05631E00	black Aus	155806	0.001
	 16094E00	red STOP	155615	0.001
	 05610E00	black STOP	155795	0.001
	 05602E00	green START	155721	0.001
	 09266E00	white START	155889	0.001
	 09268E00	blue RESET	155894	0.001
	 05629E00	black I O	155771	0.001
	 05605E00	black	155761	0.001
	 09255E00	black ↕	155749	0.001
	Spare key	 10545E00	for all key-operated buttons / key-operated switches	
standard locking MS1			107109	0.008
Special locking MS2 ... MS20 (specify as text)			107110	0.008
Special key for actuators		For tightening plastic locknut	169101	0.030
Protective shroud assembly code 751 against accidental actuation	 05752E00	for mushroom pushbutton Assembly code 003	155326	0.077
		for mushroom stay-put button (key lock, key release) Assembly code 009		
		for mushroom stay-put button Assembly code 010		

E4

Control Buttons

Series 8082

Accessories and Spare Parts

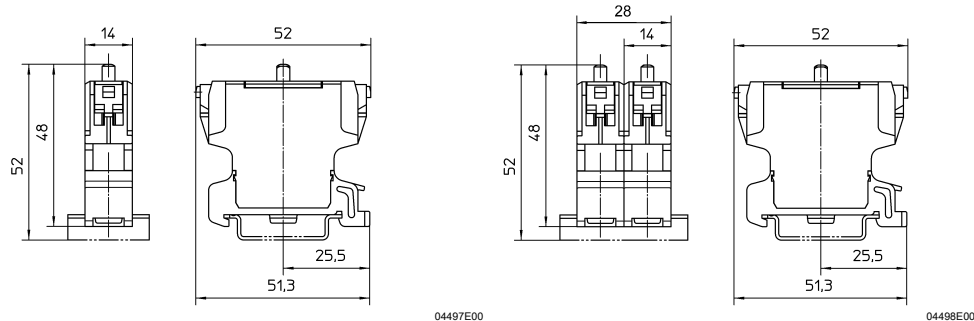
Designation	Figure	Description	Art. no.	Weight kg
Locking device assembly code 752 for actuate mushroom stay-put button	 05751E00	for mushroom stay-put button	Assembly code 010	155349 0.089
Locking device assembly code 753 for non-actuated pushbutton	 05751E00	for pushbutton for pusbutton with additional seal for applications with high dust formation or cold temperatures	Assembly code 001 Assembly code 002	155372 0.081
Locking device assembly code 758 for non-actuated mushroom stay-put button	 05751E00	for mushroom stay-put button	Assembly code 010	155469 0.095
Locking device assembly code 754 for actuated pushbutton	 05749E00	for pushbutton	Assembly code 001	155402 0.028
Locking device assembly code 755 for non-actuated pushbutton	 05748E00	for pushbutton	Assembly code 001	155431 0.034
Locking device assembly code 756 for actuated mushroom stay-put button	 05747E00	for mushroom stay-put button	Assembly code 010, Assembly code 015	155446 0.105
Locking device assembly code 757 for twin pushbutton	 11347E00	for twin pushbutton	Assembly code 023	155460 0.033
Additional identification plate	 05543E00	Label mount, size 1, without symbol label Text: 1 line Packing unit: 100 pieces	155632	0.001
		Label mount, size 2, without symbol label Text: 1 or 2 lines Packing unit: 100 pieces	155687	0.002
		Label mount, size 3, without symbol label Text: 1, 2 or 3 lines Packing unit: 100 pieces	155844	0.002
		for actuators to fit Ø 30.5 mm holes Symbol labels: without text with text; please specify text: HAND - 0 - AUTO I - 0 - II OFF - • - ON 0 - I - II 0 - I 0 - Betrieb - I I - II 0 - • - I		
Support plate, yellow	 05024E00	Ø 38 mm	130391	0.001
		Ø 55 mm	130524	0.002
	 05024E00	rectangular (45 x 70 mm)	155880	0.001

Control Buttons

Series 8082

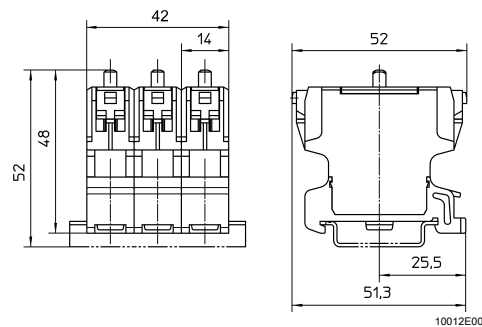


Dimensional Drawings (All Dimensions in mm) - Subject to Alterations

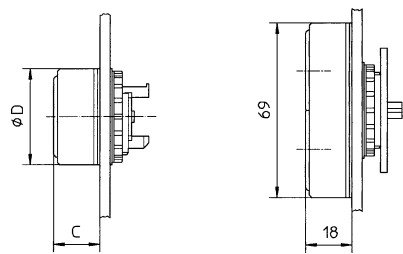


8082 Contact element, single,
Assemblies assembly code 021, assembly code 022

8082 Contact element, double,
Assemblies assembly code 060, assembly code 061, assembly code 062

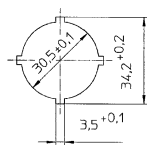


8082 Contact element, triple,
Assemblies assembly code 760, assembly code 761, assembly code 762, assembly code 763



8602
Actuators for contact elements

8602
Actuator for twin pushbutton



Punch diagram

Actuator	Assembly	Dimensions [mm]	
		C	D
Pushbutton	001	18	38
Mushroom pushbutton	003	31	38
Selector switch	005	32	38
Key-operated button	007	27	38
Key-operated switch	008	23	38
		23	38
Mushroom stay-put button (key lock, key release)	009	40	38
	006	40	38
Mushroom stay-put button	010	31	38
	012	31	38
	015	31	55
Closing part	733	17	38
Rotary actuator	726	31	38
	727	31	38
Illuminated pushbutton	735	18	38

We reserve the right to make alterations to the technical data, dimensions, weights, designs and products available without notice. The illustrations cannot be considered binding.

E4