



Load and Motor Switches, Load-Break Switches Series 8549

www.stahl.de



14275E00

- > Innovative switch concept
- > State-of-the-art contact arrangement
- > Easy and clear connection technology
- > Wiring channel for auxiliary contacts
- > Retrofittable:
 - Pick-off terminal block
 - Auxiliary contacts
 - Ex i separation body
 - N terminal
 - PE terminal
 - Adapter plate for cable connection
- > Isolating characteristics according to IEC/EN 60947-1



The load and motor switch type 8549/1 is an explosion-protected electrical equipment in a flameproof enclosure. It is used for separation or activation of electrical circuits in hazardous areas of Zone 1, Zone 2 or in the safe area.

The load and motor switch 8549/1 is available in versions 8549/1-3. (3-pole) and 8549/1-4. (3-pole + N), 8549A0326-6. (6-pole) and 8549A0325-62 (6-pole as change-over switch).

The switches are actuated by means of an actuator which is connected to the switch by means of a selector shaft.

Up to two specially certified contact elements of type 8080/1 can be mounted on the load and motor switch type 8549/1.

The switching function of the contact elements is defined by the contact version and their position in the load and motor switch (left-hand: delayed (ON), leading (OFF); right-hand: synchronizing).

	ATEX / IECEx						Class I (NEC 505) (NEC 506)						Class I Class II Class III							
Zone	0	1	2	20	21	22	Zone	0	1	2	20	21	22	Division	1	2	1	2	1	2
For use in		x	x		x	x	For use in		x					For use in	x					

WebCode 8549A

Load and Motor Switches, Load-Break Switches

Series 8549

Selection Table

Version	Schematic	Ambient temperature	Art. no.	Weight kg
8549/1-3., 3-pole		-30 ... +80 °C	168775	4.500
		-50 ... +80 °C (ATEX / IEC)	171181	4.500
		-50 ... +40 °C (FM)		
8549/1-4., 3-pole + N		-30 ... +80 °C	168777	6.250
		-50 ... +80 °C (ATEX / IEC)	171183	5.900
		-50 ... +40 °C (FM)		
8549A0325-62, 6-pole (change-over switch)		-50 ... +80 °C (ATEX / IEC) -50 ... +40 °C (FM)	208823	9.000
8549A0326-6., 6-pole		-30 ... +80 °C	222725	9.400
		-50 ... +80 °C (ATEX / IEC)	212678	9.400
		-50 ... +40 °C (FM)		

Explosion Protection

Marking

IECEX	Ex db eb IIC Gb Ex db eb I Mb
Europe (ATEX)	⊕ II 2 G Ex db eb IIC Gb ⊕ I M 2 Ex d b eb I Mb
NEC	Class I, Zone 1, AEx d e IIC T5 Gb Class I, Division 2, Groups A, B, C, D T5 (US)
CEC	Class I, Zone 1, Ex d e IIC T5 Gb Class I, Division 2 per CEC J18-150 (C)

Certificates

IECEX	IECEX PTB 10.0053 U
Europa (ATEX)	PTB 10 ATEX 1032 U
NEC / CEC	 3037662

Technical Data

Electrical data

Main contacts	
Rated insulation voltage	800 V
Rated operational voltage	
ATEX / IECEX	690 V AC, 50 / 60 Hz
FM	600 V AC
Rated operational current	
ATEX / IECEX	max. 180 A
FM	max. 150 A

Load and Motor Switches, Load-Break Switches

Series 8549



Technical Data

Switching capacity ATEX / IECEx	acc. to IEC/EN 60947-3:								
	AC-3	DC-23	DC-1						
	690 V, 125 A	220 V, 180 A ³⁾	220 V, 180 A ³⁾						
	500 V, 150 A	120 V, 180 A ²⁾	120 V, 180 A ²⁾						
	400 V, 180 A	60 V, 180 A ¹⁾	60 V, 180 A ¹⁾						
	¹⁾ 1 flow path of current ²⁾ 2 flow paths of current connected in series ³⁾ 3 flow paths of current connected in series								
FM	Rated voltage up to	AC-ratings					DC-ratings		
		600 V	480 V	415 V	240 V	120 V	240 V ³⁾	125 V ²⁾	62.5 V ¹⁾
	Rated current up to	125 A							150 A
	¹⁾ 1 flow path of current ²⁾ 2 flow paths of current connected in series ³⁾ 3 flow paths of current connected in series								
Motor switching capacity ATEX / IECEx	Motor switching capacity	690 V / 125 A	500 V / 150 A	400 V / 180 A	240 V / 180 A				
		110 kW	90 kW	90 kW	55 kW				
FM	Rated voltage up to	AC-ratings					DC-ratings		
		600 V	480 V	415 V	240 V	120 V	240 V ³⁾	125 V ²⁾	62.5 V ¹⁾
	Horse Power	125	100	75	50	25	20	10	n/a
	Short Circuit	25 kA according to UL 489							
	Back-up Fuse-Class J	≤200 A according to UL 248-8							
	¹⁾ 1 flow path of current ²⁾ 2 flow paths of current connected in series ³⁾ 3 flow paths of current connected in series								
Service life	Mechanical	10 ⁵ switching cycles							
	electrical	20.000 switching cycles							
Max. short circuit protection	ATEX / IECEx	200 A at 690 V, tripping characteristic: gG according to IEC / EN 60269-1							
	FM	250 A at 500 V, tripping characteristic: gG according to IEC / EN 60269-1							
	FM	200 A, Fuse-Class J according to ANSI/UL 248-8							
Short-circuit strength	ATEX / IECEx	50 kA when protected by fuse I _p (IEC / EN 60947-3)							
	FM	Suitable for use in a circuit capable of delivering not more than 25,000 rms of symmetrical short-circuit current, when protected by Class J fuses, 200 A maximum.							
Type of assignment		2 (according to IEC / EN 60947-4-1)							
Rated short-time withstand current I _{cw}		2.7 kA (IEC / EN 60947-3)							
Max. power dissipation		13,6 W per path							
Auxiliary contacts	Possible auxiliary contacts	max. 2 auxiliary contact blocks of type 8080/1							
		8080/1-1: slow-action contacts, 1 NC + 1 NO, (normally open contact opens > 20 ms before opening of the main contact)							
		8080/1-3: slow-action contacts, 2 NC							
		8080/1-4: slow-action contacts, 2 NO							
Rated operational voltage	ATEX / IECEx	250 V AC / DC							
		400 V AC, for equal potential of both contacts							
		500 V AC, when 1 NC + 1 NO and the same potential of both contact is used							
	FM	250 V AC							

Load and Motor Switches, Load-Break Switches

Series 8549

Technical Data

Rated operational current	6 A 10 A																																																																																																																																																																													
ATEX / IECEx																																																																																																																																																																														
FM																																																																																																																																																																														
Short circuit protection	10 A, tripping characteristic: gG according to IEC / EN 60269-1																																																																																																																																																																													
Schematic	<p>Main contacts</p> <table border="0"> <tr> <td> <table border="1"> <tr><td>0°</td><td></td><td>1</td><td>3</td><td>5</td></tr> <tr><td>90°</td><td>X</td><td>X</td><td>X</td><td>X</td></tr> <tr><td></td><td>2</td><td>4</td><td>6</td><td></td></tr> </table> </td> <td> </td> <td> <table border="1"> <tr><td>0°</td><td></td><td>1</td><td>3</td><td>5</td><td>7</td><td>9</td><td>01</td></tr> <tr><td>90°</td><td>X</td><td>X</td><td>X</td><td>X</td><td>X</td><td>X</td><td>X</td></tr> <tr><td></td><td>2</td><td>4</td><td>6</td><td>8</td><td>10</td><td>02</td><td></td></tr> </table> </td> <td> </td> </tr> <tr> <td> <table border="1"> <tr><td>0°</td><td></td><td>N</td><td>1</td><td>3</td><td>5</td></tr> <tr><td>90°</td><td>X</td><td>X</td><td>X</td><td>X</td><td>X</td></tr> <tr><td></td><td>N</td><td>2</td><td>4</td><td>6</td><td></td></tr> </table> </td> <td> </td> <td> <table border="1"> <tr><td>0°</td><td></td><td>1</td><td>3</td><td>5</td><td>7</td><td>9</td><td>01</td></tr> <tr><td>90°</td><td>X</td><td>X</td><td>X</td><td>X</td><td>X</td><td>X</td><td>X</td></tr> <tr><td></td><td>2</td><td>4</td><td>6</td><td>8</td><td>10</td><td>02</td><td></td></tr> </table> </td> <td> </td> </tr> </table> <p>Auxiliary contacts</p> <p>mounted in left mounting slot</p> <table border="0"> <tr> <td> <table border="1"> <tr><td>0°</td><td></td><td>13</td><td>21</td></tr> <tr><td>90°</td><td>X</td><td>X</td><td>X</td></tr> <tr><td></td><td>14</td><td>22</td><td></td></tr> </table> </td> <td> </td> <td> <table border="1"> <tr><td>0°</td><td></td><td>13</td><td>21</td></tr> <tr><td>90°</td><td>X</td><td>X</td><td>X</td></tr> <tr><td></td><td>14</td><td>22</td><td></td></tr> </table> </td> <td> </td> </tr> <tr> <td> <table border="1"> <tr><td>0°</td><td></td><td>13</td><td>23</td></tr> <tr><td>90°</td><td>X</td><td>X</td><td>X</td></tr> <tr><td></td><td>14</td><td>24</td><td></td></tr> </table> </td> <td> </td> <td> <table border="1"> <tr><td>0°</td><td></td><td>13</td><td>23</td></tr> <tr><td>90°</td><td>X</td><td>X</td><td>X</td></tr> <tr><td></td><td>14</td><td>24</td><td></td></tr> </table> </td> <td> </td> </tr> <tr> <td> <table border="1"> <tr><td>0°</td><td></td><td>11</td><td>21</td></tr> <tr><td>90°</td><td>X</td><td>X</td><td>X</td></tr> <tr><td></td><td>12</td><td>22</td><td></td></tr> </table> </td> <td> </td> <td> <table border="1"> <tr><td>0°</td><td></td><td>11</td><td>21</td></tr> <tr><td>90°</td><td>X</td><td>X</td><td>X</td></tr> <tr><td></td><td>12</td><td>22</td><td></td></tr> </table> </td> <td> </td> </tr> </table> <p>1) load-shedding contact (delayed ON, advanced OFF, acc. to IEC/EN 60947-1)</p>	<table border="1"> <tr><td>0°</td><td></td><td>1</td><td>3</td><td>5</td></tr> <tr><td>90°</td><td>X</td><td>X</td><td>X</td><td>X</td></tr> <tr><td></td><td>2</td><td>4</td><td>6</td><td></td></tr> </table>	0°		1	3	5	90°	X	X	X	X		2	4	6			<table border="1"> <tr><td>0°</td><td></td><td>1</td><td>3</td><td>5</td><td>7</td><td>9</td><td>01</td></tr> <tr><td>90°</td><td>X</td><td>X</td><td>X</td><td>X</td><td>X</td><td>X</td><td>X</td></tr> <tr><td></td><td>2</td><td>4</td><td>6</td><td>8</td><td>10</td><td>02</td><td></td></tr> </table>	0°		1	3	5	7	9	01	90°	X	X	X	X	X	X	X		2	4	6	8	10	02			<table border="1"> <tr><td>0°</td><td></td><td>N</td><td>1</td><td>3</td><td>5</td></tr> <tr><td>90°</td><td>X</td><td>X</td><td>X</td><td>X</td><td>X</td></tr> <tr><td></td><td>N</td><td>2</td><td>4</td><td>6</td><td></td></tr> </table>	0°		N	1	3	5	90°	X	X	X	X	X		N	2	4	6			<table border="1"> <tr><td>0°</td><td></td><td>1</td><td>3</td><td>5</td><td>7</td><td>9</td><td>01</td></tr> <tr><td>90°</td><td>X</td><td>X</td><td>X</td><td>X</td><td>X</td><td>X</td><td>X</td></tr> <tr><td></td><td>2</td><td>4</td><td>6</td><td>8</td><td>10</td><td>02</td><td></td></tr> </table>	0°		1	3	5	7	9	01	90°	X	X	X	X	X	X	X		2	4	6	8	10	02			<table border="1"> <tr><td>0°</td><td></td><td>13</td><td>21</td></tr> <tr><td>90°</td><td>X</td><td>X</td><td>X</td></tr> <tr><td></td><td>14</td><td>22</td><td></td></tr> </table>	0°		13	21	90°	X	X	X		14	22			<table border="1"> <tr><td>0°</td><td></td><td>13</td><td>21</td></tr> <tr><td>90°</td><td>X</td><td>X</td><td>X</td></tr> <tr><td></td><td>14</td><td>22</td><td></td></tr> </table>	0°		13	21	90°	X	X	X		14	22			<table border="1"> <tr><td>0°</td><td></td><td>13</td><td>23</td></tr> <tr><td>90°</td><td>X</td><td>X</td><td>X</td></tr> <tr><td></td><td>14</td><td>24</td><td></td></tr> </table>	0°		13	23	90°	X	X	X		14	24			<table border="1"> <tr><td>0°</td><td></td><td>13</td><td>23</td></tr> <tr><td>90°</td><td>X</td><td>X</td><td>X</td></tr> <tr><td></td><td>14</td><td>24</td><td></td></tr> </table>	0°		13	23	90°	X	X	X		14	24			<table border="1"> <tr><td>0°</td><td></td><td>11</td><td>21</td></tr> <tr><td>90°</td><td>X</td><td>X</td><td>X</td></tr> <tr><td></td><td>12</td><td>22</td><td></td></tr> </table>	0°		11	21	90°	X	X	X		12	22			<table border="1"> <tr><td>0°</td><td></td><td>11</td><td>21</td></tr> <tr><td>90°</td><td>X</td><td>X</td><td>X</td></tr> <tr><td></td><td>12</td><td>22</td><td></td></tr> </table>	0°		11	21	90°	X	X	X		12	22		
<table border="1"> <tr><td>0°</td><td></td><td>1</td><td>3</td><td>5</td></tr> <tr><td>90°</td><td>X</td><td>X</td><td>X</td><td>X</td></tr> <tr><td></td><td>2</td><td>4</td><td>6</td><td></td></tr> </table>	0°		1	3	5	90°	X	X	X	X		2	4	6			<table border="1"> <tr><td>0°</td><td></td><td>1</td><td>3</td><td>5</td><td>7</td><td>9</td><td>01</td></tr> <tr><td>90°</td><td>X</td><td>X</td><td>X</td><td>X</td><td>X</td><td>X</td><td>X</td></tr> <tr><td></td><td>2</td><td>4</td><td>6</td><td>8</td><td>10</td><td>02</td><td></td></tr> </table>	0°		1	3	5	7	9	01	90°	X	X	X	X	X	X	X		2	4	6	8	10	02																																																																																																																																						
0°		1	3	5																																																																																																																																																																										
90°	X	X	X	X																																																																																																																																																																										
	2	4	6																																																																																																																																																																											
0°		1	3	5	7	9	01																																																																																																																																																																							
90°	X	X	X	X	X	X	X																																																																																																																																																																							
	2	4	6	8	10	02																																																																																																																																																																								
<table border="1"> <tr><td>0°</td><td></td><td>N</td><td>1</td><td>3</td><td>5</td></tr> <tr><td>90°</td><td>X</td><td>X</td><td>X</td><td>X</td><td>X</td></tr> <tr><td></td><td>N</td><td>2</td><td>4</td><td>6</td><td></td></tr> </table>	0°		N	1	3	5	90°	X	X	X	X	X		N	2	4	6			<table border="1"> <tr><td>0°</td><td></td><td>1</td><td>3</td><td>5</td><td>7</td><td>9</td><td>01</td></tr> <tr><td>90°</td><td>X</td><td>X</td><td>X</td><td>X</td><td>X</td><td>X</td><td>X</td></tr> <tr><td></td><td>2</td><td>4</td><td>6</td><td>8</td><td>10</td><td>02</td><td></td></tr> </table>	0°		1	3	5	7	9	01	90°	X	X	X	X	X	X	X		2	4	6	8	10	02																																																																																																																																			
0°		N	1	3	5																																																																																																																																																																									
90°	X	X	X	X	X																																																																																																																																																																									
	N	2	4	6																																																																																																																																																																										
0°		1	3	5	7	9	01																																																																																																																																																																							
90°	X	X	X	X	X	X	X																																																																																																																																																																							
	2	4	6	8	10	02																																																																																																																																																																								
<table border="1"> <tr><td>0°</td><td></td><td>13</td><td>21</td></tr> <tr><td>90°</td><td>X</td><td>X</td><td>X</td></tr> <tr><td></td><td>14</td><td>22</td><td></td></tr> </table>	0°		13	21	90°	X	X	X		14	22			<table border="1"> <tr><td>0°</td><td></td><td>13</td><td>21</td></tr> <tr><td>90°</td><td>X</td><td>X</td><td>X</td></tr> <tr><td></td><td>14</td><td>22</td><td></td></tr> </table>	0°		13	21	90°	X	X	X		14	22																																																																																																																																																					
0°		13	21																																																																																																																																																																											
90°	X	X	X																																																																																																																																																																											
	14	22																																																																																																																																																																												
0°		13	21																																																																																																																																																																											
90°	X	X	X																																																																																																																																																																											
	14	22																																																																																																																																																																												
<table border="1"> <tr><td>0°</td><td></td><td>13</td><td>23</td></tr> <tr><td>90°</td><td>X</td><td>X</td><td>X</td></tr> <tr><td></td><td>14</td><td>24</td><td></td></tr> </table>	0°		13	23	90°	X	X	X		14	24			<table border="1"> <tr><td>0°</td><td></td><td>13</td><td>23</td></tr> <tr><td>90°</td><td>X</td><td>X</td><td>X</td></tr> <tr><td></td><td>14</td><td>24</td><td></td></tr> </table>	0°		13	23	90°	X	X	X		14	24																																																																																																																																																					
0°		13	23																																																																																																																																																																											
90°	X	X	X																																																																																																																																																																											
	14	24																																																																																																																																																																												
0°		13	23																																																																																																																																																																											
90°	X	X	X																																																																																																																																																																											
	14	24																																																																																																																																																																												
<table border="1"> <tr><td>0°</td><td></td><td>11</td><td>21</td></tr> <tr><td>90°</td><td>X</td><td>X</td><td>X</td></tr> <tr><td></td><td>12</td><td>22</td><td></td></tr> </table>	0°		11	21	90°	X	X	X		12	22			<table border="1"> <tr><td>0°</td><td></td><td>11</td><td>21</td></tr> <tr><td>90°</td><td>X</td><td>X</td><td>X</td></tr> <tr><td></td><td>12</td><td>22</td><td></td></tr> </table>	0°		11	21	90°	X	X	X		12	22																																																																																																																																																					
0°		11	21																																																																																																																																																																											
90°	X	X	X																																																																																																																																																																											
	12	22																																																																																																																																																																												
0°		11	21																																																																																																																																																																											
90°	X	X	X																																																																																																																																																																											
	12	22																																																																																																																																																																												
Ambient conditions																																																																																																																																																																														
Ambient temperature	8549/1-.1: -30 ... +80 °C 8549/1-.2: -50 ... +80 °C																																																																																																																																																																													
ATEX / IECEx																																																																																																																																																																														

Load and Motor Switches, Load-Break Switches

Series 8549



Technical Data

FM	Depending on the rated operational current, cable cross section and the temperature class: 8549/1-3., 3-pole:				
	Temperature class and ambient temperature		Rated operational current	Cable cross section	
	T5	T4			
	$T_a \leq 48\text{ °C}$	$T_a \leq 53\text{ °C}$	180 A	$\geq 95\text{ mm}^2$	
	$T_a \leq 56\text{ °C}$	$T_a \leq 61\text{ °C}$	160 A		
	$T_a \leq 70\text{ °C}$	$T_a \leq 75\text{ °C}$	125 A		
	$T_a \leq 59\text{ °C}$	$T_a \leq 64\text{ °C}$	160 A	$\geq 70\text{ mm}^2$	
	$T_a \leq 67\text{ °C}$	$T_a \leq 72\text{ °C}$	125 A		
	$T_a \leq 63\text{ °C}$	$T_a \leq 68\text{ °C}$	125 A	$\geq 50\text{ mm}^2$	
	8549/1-4., 3-pole + N:				
	Temperature class and ambient temperature		Rated operational current	Cable cross section	
	T5	T4			
	$T_a \leq 43\text{ °C}$	$T_a \leq 48\text{ °C}$	180 A	$\geq 95\text{ mm}^2$	
	$T_a \leq 52\text{ °C}$	$T_a \leq 57\text{ °C}$	160 A		
	$T_a \leq 69\text{ °C}$	$T_a \leq 74\text{ °C}$	125 A		
	$T_a \leq 46\text{ °C}$	$T_a \leq 51\text{ °C}$	160 A	$\geq 70\text{ mm}^2$	
	$T_a \leq 64\text{ °C}$	$T_a \leq 69\text{ °C}$	125 A		
	$T_a \leq 60\text{ °C}$	$T_a \leq 65\text{ °C}$	125 A	$\geq 50\text{ mm}^2$	
T5 ($T_a = -50\text{ °C}$ up to $+40\text{ °C}$)					
Temperature class and ambient temperature			Rated operational current	Cable cross section	
T6	T5	T4			
N/A	$T_a \leq 40\text{ °C}$	N/A	150 A / 125 A	$\geq \text{AWG}4/0$	

Mechanical data

Degree of protection	IP20 (IEC/EN 60529, finger touch-safe from the top)
Material	
Switching chamber	epoxy resin
Upper enclosure parts	PA
Contacts	silver stannic oxide
Switching torque	approx. 3.5 Nm

E9

Load and Motor Switches, Load-Break Switches

Series 8549

Technical Data


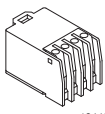

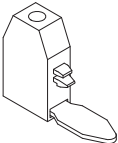


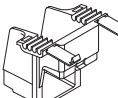
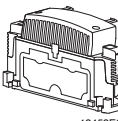
Main contacts	
Connection cross-section	
Main terminals	<p>Conductor connection:</p> <p>stranded: 35 ... 150 mm² (AWG 2 ... 300 kcmil)</p> <p>finely stranded: 50 ... 150 mm² (AWG 1/0 ... 300 kcmil)</p> <p>one conductor, finely stranded: 6 ... 35 mm² (AWG 10 ... AWG 2) with insertion prism</p> <p>with cable lug: max. 150 mm² (max. 300 kcmil) with clamping plate and insertion prism The degree of protection IP2X is not required!</p> <p>Connection using several conductors (only permitted for ATEX / IECEx):</p> <p>stranded: 2 x 25 mm² ... 2 x 50 mm² (2 x AWG 4 ... 2 x AWG 1/0) *)</p> <p>finely stranded: 2 x 35 mm² ... 2 x 50 mm² (2 x AWG 2 ... 2 x AWG 1/0) *)</p> <p>finely stranded with end covering sleeve: 2 x 25 mm² ... 2 x 50 mm² (2 x AWG 4 ... 2 x AWG 1/0) *)</p> <p>with cable lug: max. 2 x 150 mm² (max. 2 x AWG 300 kcmil) **) with clamping plate and insertion prism</p> <p>*) Only conductors with the same cross-section are allowed! **) Conductors with different cross-sections are allowed! For cross-sections < 70 mm², the degree of protection IP2X is not required!</p>
Pick-off terminal block	
ATEX / IECEx / NEC / CEC	<p>Conductor connection:</p> <p>one conductor, finely stranded: 0,5 ... 10 mm² (AWG 20 ... AWG 8)</p>
Rated operational voltage	600 V
Rated operational current	57 A
ATEX / IECEx	<p>If several conductors must be connected (only conductors with the same cross-section):</p> <p>one conductor, finely stranded: max. 2 x 6 mm² (max. 2 x AWG 10)</p>
Auxiliary contacts	
Connection cross-section	
ATEX / IECEx	1.5 ... 2.5 mm ² (AWG 16 ... AWG 14), solid, finely stranded
FM	AWG 22 ... AWG 12
Mounting / Installation	
Mounting orientation	arbitrary

Load and Motor Switches, Load-Break Switches

Series 8549



Accessories and Spare Parts



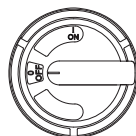

Designation	Figure	Description	Art. no.	Weight
Selector shaft	 12445E00	42 mm for 8146/...3 or 8125/...3	168768	0.043
		82 mm for 8146/...5 or 8125/...5	168770	0.121
Auxiliary contact	 12446E00	2 NC contacts (8080/1-3) ²⁾	168356	0.026
		1 NC contact + 1 NO contact (8080/1-1) ¹⁾	168351	0.026
		2 NO contacts (8080/1-4) ²⁾	168353	0.026
		The switching function of the auxiliary contact depends on the installation slot used. ¹⁾ Left: delayed (ON), leading (OFF); Right: synchronising ²⁾ Left and right: synchronising		
Designation labels	 12447E00	qr: 1 10 pieces	168286	0.010
		qr: 2 10 pieces	168287	0.010
		qr: 3 10 pieces	168288	0.010
		qr: 4 10 pieces	168289	0.010
		qr: 5 10 pieces	168290	0.010
		qr: 6 10 pieces	168291	0.010
		qr: N 10 pieces	168285	0.010
		qr: PE 10 pieces	168292	0.010
Pick-off terminal block	 12448E00	AGK 10-UKH 95	168771	0.030
Connection for cable lug	 12448E00	Mounting kit for the connection of conductors with cable lug	171294	0.183
Insertion prism		for connection of conductors with cross-sections $\leq 10 \text{ mm}^2$ (conductor connection) or $\leq 6 \text{ mm}^2$ (connection of several conductors) to the main terminals	171325	0.035
Ex i separation body	 12451E00	to ensure the required distance of 50 mm between the connection points of intrinsically safe and non-intrinsically safe circuits	169683	0.008
PE/N terminal	 12452E00	for subsequent assembly	168773	1.400

E9

Load and Motor Switches, Load-Break Switches

Series 8549

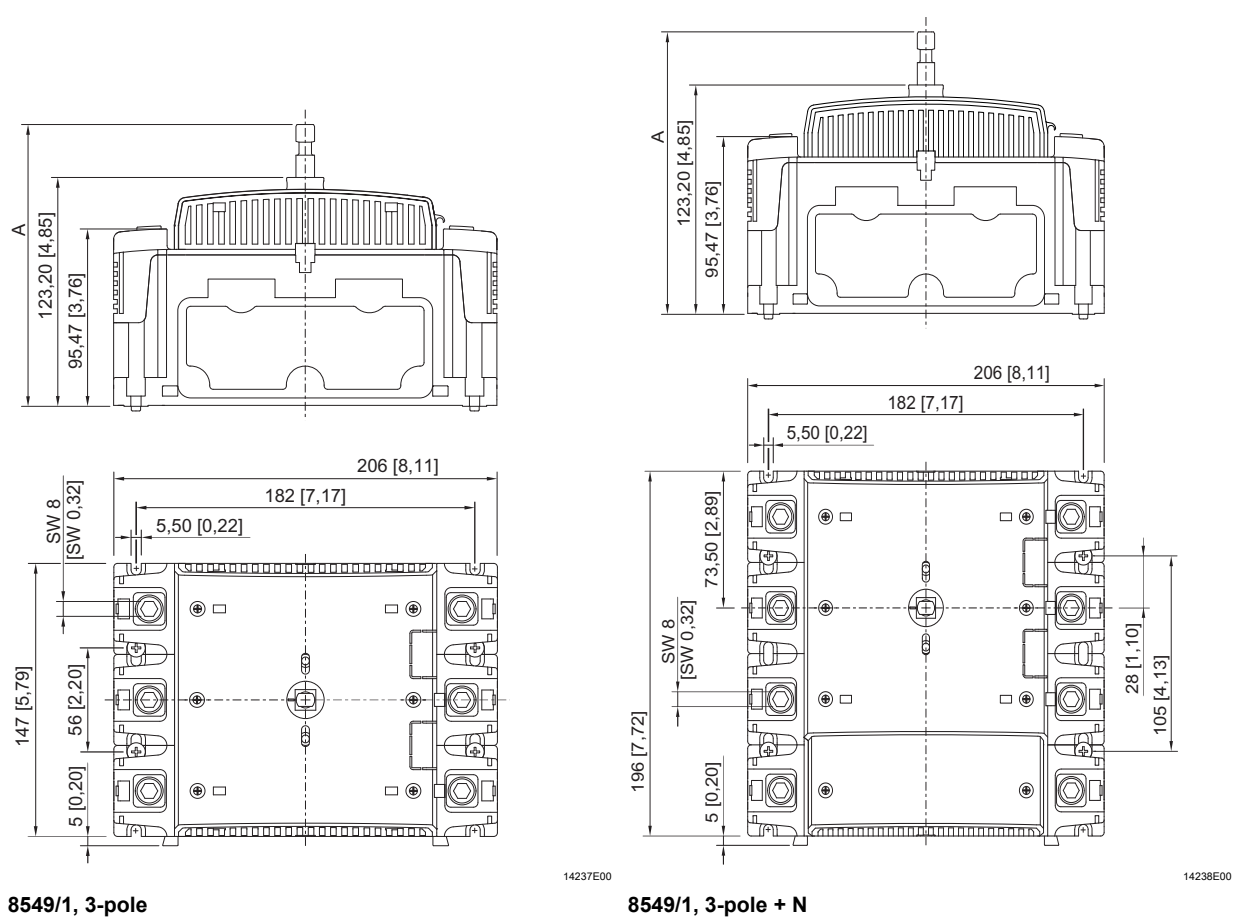
Accessories and Spare Parts

Designation	Figure	Description	Art. no.	Weight
				kg
Parallel drive	 12453E00	to actuate simultaneously 2 combined, 3-pole load and motor switches	171354	0.248
Auxiliary contact key	 14151E00	for removing the mounted auxiliary contact	201909	0.035
Knob lever	 11542E00	<p>∅ 180 mm padlockable in 0 position using max. 3 padlocks. Cover removable 0/OFF</p> <p>Handle: black 8604C1-3-1-1-01-1-3 Protective collar: black</p> <p>Designation label: 0/OFF - I/ON</p>	207275	0.830
		<p>Handle: red 8604C1-3-1-1-01-2-3 Protective collar: yellow</p> <p>Designation label: 0/OFF - I/ON</p>	207276	0.830
		<p>∅ 180 mm Can be padlocked in 0 position using max. 3 padlocks for safety switch Cover can only be removed in I/ON position!</p>		
	 12454E00	<p>Handle: black 8604/C1-3-2-1-01-1-3 Protective collar: black</p> <p>Designation label: 0/OFF - I/ON</p>	207277	0.830
		<p>Handle: red 8604C1-3-2-1-01-2-3 Protective collar: yellow</p> <p>Designation label: 0/OFF - I/ON</p>	207278	0.830

Load and Motor Switches, Load-Break Switches Series 8549



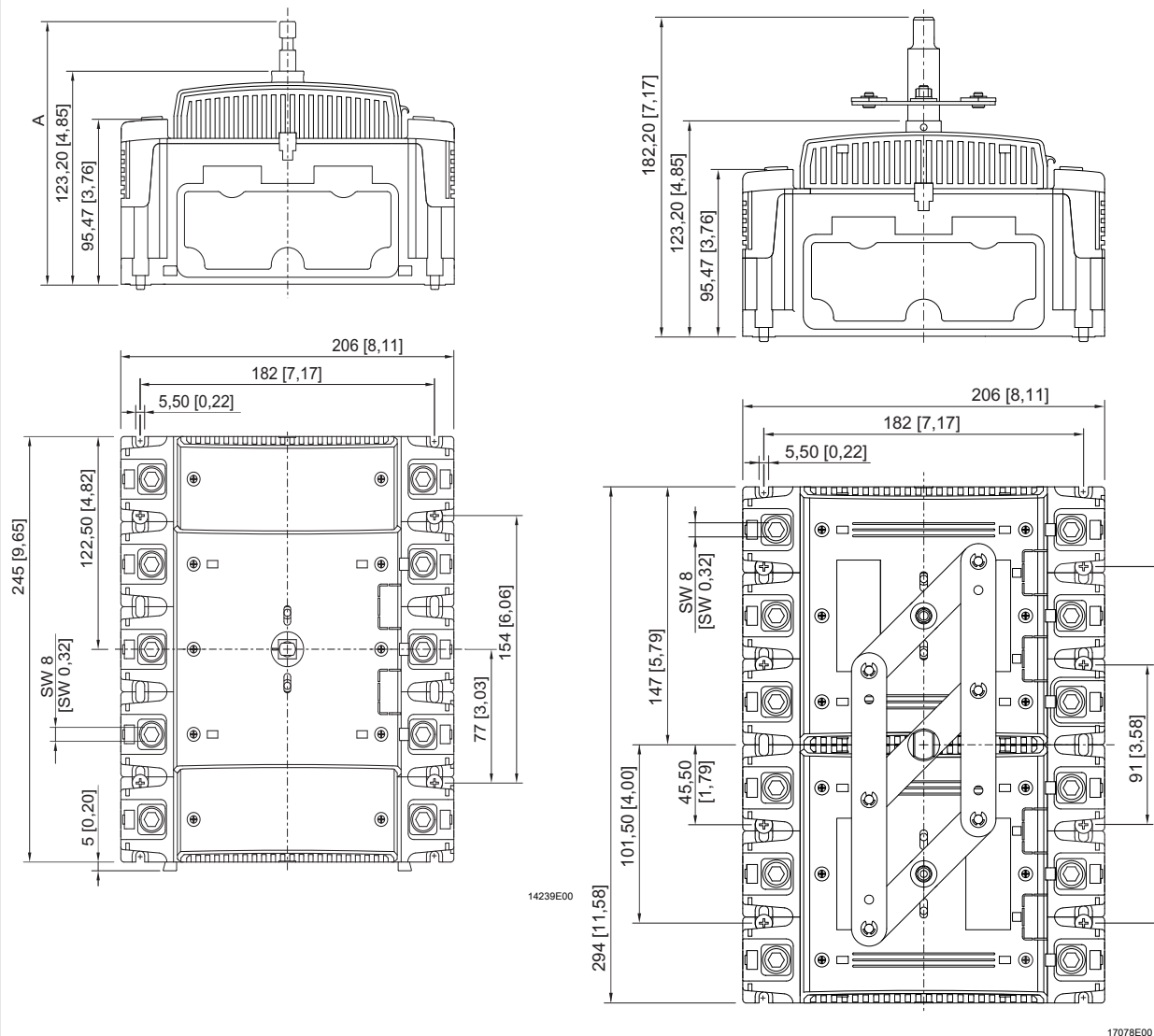
Dimensional drawings (all dimensions in mm) - subject to alterations



E9

Load and Motor Switches, Load-Break Switches Series 8549

Dimensional drawings (all dimensions in mm) - subject to alterations



8549/1, 3-pole + N + PE

**8549A0325-62, 6-pole (change-over switch)
8549A0326-6., 6-pole (change-over switch)**

Dimension "A"	Mounting kit	Selector shaft	Installation in enclosure
183.2 mm	8549A0307-2	82 mm	8146/...5 and 8125/...5
143.2 mm	8549A0307-1	42 mm	8146/...3 and 8125/...3

We reserve the right to make alterations to the technical data, dimensions, weights, designs and products available without notice. The illustrations cannot be considered binding.