



Compact Camera for hazardous areas EC-710 series

Compact Camera designed for harsh environments and minimal space requirements. IP69K protection allows easy cleaning of extremely soiled cameras by using a high-pressure cleaner. The temperature range of -40°C u to +75°C allows worldwide operation without additional enclosures. The light-weight (0.44 kg/0.97 lbs without cable) and the diameter of only 55 mm allows easy installation.

Explosion Protection:



IECEX KEM 09.0039X
 KEMA 09ATEX0102 X
 CoFC_70010892
 RU C-DE.ГБ04.В.00260

Zone 1, 2, 21, 22
 Ex II 2 G Ex mb IIC T6/T5/T4 Gb
 Ex II 2 D Ex mb IIIC T85/100/125°C Db

Hardware Features

- The extremely small, lightweight, unobtrusive, robust and compact design allows it to be placed in the tightest corner.
- 7 lenses and therefore 7 different viewing angles ensure a constant monitoring and overview of the plant.
- The low power consumption allows autonomous operation in conjunction with solar power or battery power.
- Quick, easy and cost-saving mounting/installation.
- Zone 1, 2, 21, 22 (Gas / Dust)
- There is a 5m pigtail installed on the camera

Hardware Types

Temperature Range:

T4; -40°C < +75°C,
 T5; -40°C < +50°C,
 T6; -40°C < +35°C.

Cold start: -10°C

PAL Models:	NTSC Models:	Horizontal Viewing angle	Vertical Viewing angle
EC-710-081P	EC-710-081N	81°	61°
EC-710-070P	EC-710-070N	70°	53°
EC-710-052P	EC-710-052N	52°	39°
EC-710-044P	EC-710-044N	44°	33°
EC-710-033P	EC-710-033N	33°	25°
EC-710-023P	EC-710-023N	23°	11°
EC-710-012P	EC-710-012N	12°	9°

IP Protection:


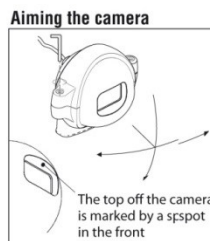
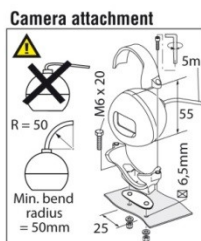
IP 68 according IEC 60529
 IP 69K according EN 40050-9

Compact Camera EC-710 Series



Datasheet 2015 | R2-0 | EN | DS0181280 |

Technical Data	
Sensor	1/4" CCD Image Sensor
Resolution	P470 TVL PAL 795(H) x 596 (V) ; NTSC 811(H) x 508(V)
Minimum Illumination	1,5 Lux (F1.2, 5600°K)
S/N Ratio	52dB (MIN) / 60dB (TYP) (AGC OFF)
Video output	1.0V p-p composite video at 75 Ohm
Gamma correction	0,45
Gain control	AGC
White balance	ATW / AWC / Fix (zero color rolling)
White balance range	AWB, AWT (3200-10.000°K) / Fix (3200°K)
Mirror function	REV / NOR Switchable via orange wire connected to 12V/DC
Shock constancy	Shock and vibration resistant for usage on offshore platforms
Weight	0.44 kg, without cable, 0,695 kg with 5 m cable
Lensglass	Chemically hardened, toughened, tempered float glass, 5-7 times stronger than ordinary glass
Housing	Stainless steel 316L
Camera bracket	Glass reinforced Polyamide, survives torque test 50 Nm at -40°C to +75°C
Ambient temperature	T4: -40°C<+75°C ; T5: -40°C<+50°C; T6: -40°C<+35°C
Voltage	12V/DC
Power consumption	250mA with heater on, 85mA with heater off
Fuse	250mA slow blow fuse is needed
Cable	5.0m (+/-0.04m), cable should be mounted fixed
Standards	EN 60079-18:2009; EN 60079-0:2012; IEC 60079-18: 2009; IEC 60079-0: 2011
Certificates	KEMA 09ATEX0201 X IECEX KEM 09.0039 X CSA CoFC_70010892 RU C-DE.ГБ04.В.00260
Optional accessories	Ex e terminal box, Protection tube, multicable non-armoured, multicable armoured, video encoder, inspection glass holder, 7" or 15" Ex d monitor



Safety advices

- ⚠ See Manual before operating / Voir le manuel avant de le mettre en fonction
- ⚠ Install per drawing number 2014 07 8100 1 / Installez selon le dessin numéro 2014 07 8100 1
- ⚠ Camera must be connected to a fuse 250mA slow blow / La caméra doit être connectée à un fusible 250mA à action retardée



- ⚠ WARNING – Do not connect or disconnect when energized / AVERTISSEMENT - Ne pas brancher ou débrancher lorsque l'appareil est sous tension
- ⚠ WARNING – Substitution of components may impair / AVERTISSEMENT - Le Remplacement des composants peut être dangereux.
- ⚠ Suitability for division 2 for CLASS I, Division 2 / Convient pour la division 2 de Classe I, Division 2

The free end of the permanently connected, unterminated cable is to be connected in an appropriate way, e.g. in a suitable Ex e or Ex d junction box..
Electrical connections shall only be done by qualified engineers following the latest ATEX regulations. We accept no liability for mistakes, faults or damages due to wrong voltage connection. Fuses are not included and should be applied by installer.

Date/serial number marking see camera label:

EYMXXXX
E= Prefix = Ex
Y = Year; 1st digit: 2011 = B, 2012 = C
M = Month; 2nd digit: January = A, December = M (NB: Letter "I" is not used).
X = Follow-up number, restarted every month; 4 digits

